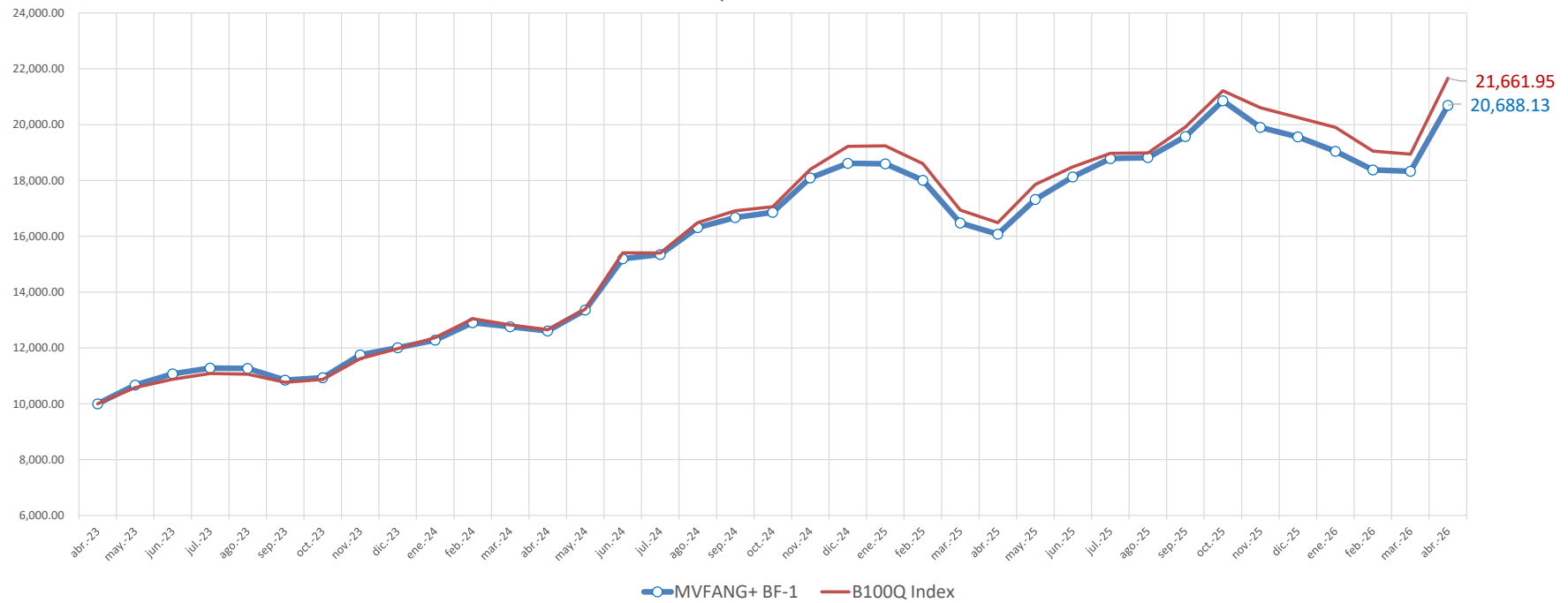


**MVFANG DESEMPEÑO DEL FONDO Y BENCHMARK**

Valor de \$10,000 pesos del 28-abr-23 al 30-abr-26

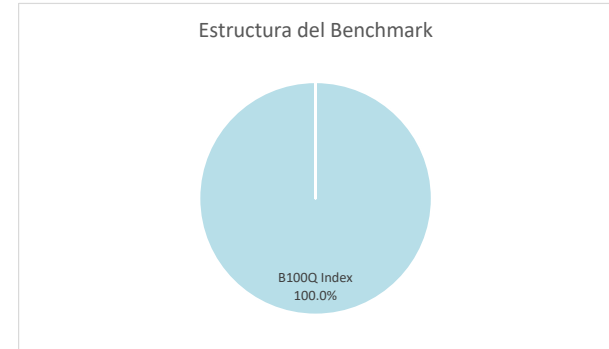


Simulación Histórica, los resultados pasados no son garantía de resultados futuros

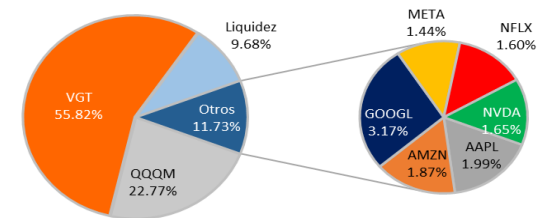
44

17

Fecha	MVFANG+ BF-1							B100Q Index		
	Precio	Rendimiento neto	Factor de rendimiento neto	Factor de gastos	Factor de rendimiento bruto	Rendimiento bruto	Valor de \$10,000 en el fondo	Precio	Rendimiento bruto	Valor de \$10,000 en el fondo
28/04/2023	0.798984						10,000.00	53,846.03		10,000.00
31/05/2023	0.852468	6.69%	1.066940	1.000000	1.066940	6.69%	10,669.40	56,971.11	5.80%	10,580.37
30/06/2023	0.882607	3.54%	1.035355	1.002526	1.037970	3.80%	11,074.52	58,587.02	2.84%	10,880.47
31/07/2023	0.897082	1.64%	1.016400	1.001998	1.018431	1.84%	11,278.64	59,696.91	1.89%	11,086.59
31/08/2023	0.894186	(0.32%)	0.996772	1.002006	0.998771	(0.12%)	11,264.78	59,549.91	(0.25%)	11,059.29
29/09/2023	0.858834	(3.95%)	0.960465	1.002314	0.962687	(3.73%)	10,844.45	57,981.14	(2.63%)	10,767.95
31/10/2023	0.863987	0.60%	1.006000	1.001934	1.007945	0.79%	10,930.62	58,526.64	0.94%	10,869.26
30/11/2023	0.926905	7.28%	1.072823	1.002042	1.075014	7.50%	11,750.56	62,572.71	6.91%	11,620.67
29/12/2023	0.944302	1.88%	1.018769	1.002845	1.021667	2.17%	12,005.17	64,473.75	3.04%	11,973.72
31/01/2024	0.965895	2.29%	1.022867	1.000000	1.022867	2.29%	12,279.68	66,631.21	3.35%	12,374.40
29/02/2024	1.013160	4.89%	1.048934	1.001995	1.051026	5.10%	12,906.27	70,231.30	5.40%	13,042.99
27/03/2024	0.999236	(1.37%)	0.986257	1.002384	0.988608	(1.14%)	12,759.25	69,076.52	(1.64%)	12,828.53
30/04/2024	0.985378	(1.39%)	0.986131	1.002040	0.988144	(1.19%)	12,607.97	68,134.36	(1.36%)	12,653.55
31/05/2024	1.042074	5.75%	1.057537	1.002109	1.059768	5.98%	13,361.52	72,092.03	5.81%	13,388.55
28/06/2024	1.182376	13.46%	1.134637	1.002197	1.137130	13.71%	15,193.79	82,967.59	15.09%	15,408.30
31/07/2024	1.191534	0.77%	1.007745	1.002196	1.009959	1.00%	15,345.10	82,934.57	(0.04%)	15,402.17
30/08/2024	1.264166	6.10%	1.060957	1.002094	1.063178	6.32%	16,314.57	88,776.64	7.04%	16,487.13
30/09/2024	1.288749	1.94%	1.019446	1.002281	1.021771	2.18%	16,669.76	91,080.41	2.60%	16,914.97
31/10/2024	1.300879	0.94%	1.009412	1.002022	1.011454	1.15%	16,860.69	91,861.41	0.86%	17,060.02
29/11/2024	1.392829	7.07%	1.070683	1.002028	1.072855	7.29%	18,089.07	99,054.60	7.83%	18,395.90
31/12/2024	1.429877	2.66%	1.026599	1.002450	1.029115	2.91%	18,615.73	103,492.76	4.48%	19,220.13
31/01/2025	1.425120	(0.33%)	0.996673	1.002164	0.998830	(0.12%)	18,593.95	103,596.70	0.10%	19,239.43
28/02/2025	1.377393	(3.35%)	0.966510	1.001805	0.968255	(3.17%)	18,003.68	100,148.30	(3.33%)	18,599.01
31/03/2025	1.257761	(8.69%)	0.913146	1.002333	0.915277	(8.47%)	16,478.35	91,193.99	(8.94%)	16,936.07
30/04/2025	1.224191	(2.67%)	0.973310	1.002131	0.975384	(2.46%)	16,072.71	88,776.60	(2.65%)	16,487.12
30/05/2025	1.316575	7.55%	1.075465	1.002023	1.077641	7.76%	17,320.61	96,156.67	8.31%	17,857.71
30/06/2025	1.375072	4.44%	1.044431	1.002138	1.046665	4.67%	18,128.87	99,554.95	3.53%	18,488.82
31/07/2025	1.422047	3.42%	1.034162	1.002029	1.036260	3.63%	18,786.23	102,143.80	2.60%	18,969.61
29/08/2025	1.421711	(0.02%)	0.999764	1.001898	1.001662	0.17%	18,817.44	102,235.32	0.09%	18,986.60
30/09/2025	1.475613	3.79%	1.037913	1.002214	1.040211	4.02%	19,574.11	107,232.44	4.89%	19,914.64
31/10/2025	1.568868	6.32%	1.063197	1.002004	1.065328	6.53%	20,852.85	114,210.13	6.51%	21,210.50
28/11/2025	1.494785	(4.72%)	0.952779	1.001716	0.954414	(4.56%)	19,902.25	110,942.66	(2.86%)	20,603.68
31/12/2025	1.465935	(1.93%)	0.980700	1.002344	0.982998	(1.70%)	19,563.87	109,055.95	(1.70%)	20,253.29
30/01/2026	1.423998	(2.86%)	0.971392	1.001998	0.973333	(2.67%)	19,042.16	107,144.88	(1.75%)	19,898.38
27/02/2026	1.371725	(3.67%)	0.963291	1.001691	0.964920	(3.51%)	18,374.17	102,598.00	(4.24%)	19,053.96
31/03/2026	1.365127	(0.48%)	0.995190	1.002233	0.997412	(0.26%)	18,326.61	101,982.22	(0.60%)	18,939.60
30/04/2026	1.537821	12.65%	1.126504	1.002089	1.128857	12.89%	20,688.13	116,641.00	14.37%	21,661.95



MVFANG+ Carteras al cierre del 30-abr-26



Fuente: Elaboración propia con datos de Reuters y de www.banxico.org.mx